

PRO HARVEST

SEEDS®

2024 FORAGE³⁶⁵ GUIDE





866.807.7015 | proharvestseeds.com

ProHarvest Seeds provides top quality options.

At ProHarvest Seeds we pride ourselves on being your complete seed supplier. We work with other quality seed suppliers to offer you a wide array of Forages, Sweet Corn, Turf Grasses, CRP mixes, and Wildlife plot seed to fit your needs.



Hay & Pasture Mixes



Orchard Grass



Tall Fescue



Timothy



Perennial Ryegrass



Alfalfa



Clover




Festulolium



Summer Annuals



Waterway Mixes



CRP Mixes



Food Plot



PROHARVEST SEEDS

ProHarvest Seeds utilizes forage genetics that provide a balance of high quality with excellent tonnage. Our improved grasses and forages are selected from around the world and are chosen for quality, yield, persistence, disease resistance, and maturities that make it easier to manage hayfields and pastures.

ProHarvest Seeds is an independent seed company focused on providing world class seed to farmers. We offer a full spectrum of products, utilizing the best combination of genetics, traits and treatments to optimize your successful harvest. ProHarvest Seeds, home office in Ashkum Illinois, is one of the fastest growing independent seed companies in the US.


What started as a locally-focused company has now expanded throughout the Midwest. ProHarvest now has over 120 dealers and Regional Owners in 9 states, from Ohio to North Dakota. A sales team of Seed Specialists, combined with Regional Owners has fueled this expansion, while maintaining local and personalized service.

ELDORA III

PROHARVEST SEEDS

NEW
High Yielding

- Exceptionally high forage yield potential
- Outstanding forage quality attributes
- Branch root with deep set crowns



Agronomic Features

| | |
|--------------------------|-------|
| Fall Dormancy* | 4.0 |
| Wisconsin Disease Rating | 38/40 |
| Grazing Tolerance | EX |
| Branch Root | Yes |



ENTREE RL

PROHARVEST SEEDS

PROVEN
High Digestibility

- Reduced Lignin, High Digestability with excellent yields
- Solid Disease resistance package w/ high leaf-to-stem ratio
- Longer harvest window for long & short term rotations



Agronomic Features

| | |
|--------------------------|-------|
| Fall Dormancy* | 4.2 |
| Wisconsin Disease Rating | 34/35 |
| Grazing Tolerance | G |
| Branch Root | Yes |



HOPPERNOT

PROHARVEST SEEDS

PROVEN
Leafhopper Resistant

- Leafhopper resistant variety
- High quality, low maintenance; higher yield vs. other LH alfalfas



Agronomic Features

| | |
|--------------------------|-------|
| Fall Dormancy* | 3.8 |
| Wisconsin Disease Rating | 34/35 |
| Grazing Tolerance | G |
| Branch Root | No |



L-442RR

Roundup Ready
ALFALFA

LEGACYSeeds

PROVEN
Roundup Ready®

- High yielding, very fast recovery
- Roundup Ready trait; great for problem fields
- Excellent winter hardiness with solid disease package



Agronomic Features

| | |
|--------------------------|-------|
| Fall Dormancy* | 4.4 |
| Wisconsin Disease Rating | 35/35 |
| Grazing Tolerance | G |
| Branch Root | No |





NEW

HYBRIFORCE-4420/WET


Alforex
Seeds
by DLF


- Branch rooted hybrid alfalfa
- Excellent disease package with resistance to aphanomyces root rot race I & II
- Large root mass offers incredible persistence and traffic tolerance

| | |
|-------------------|----|
| WINTER HARDINESS | 9 |
| REGROWTH | 9 |
| TRAFFIC TOLERANCE | 10 |

Agronomic Features

| | |
|--------------------------|-------|
| Fall Dormancy* | 4 |
| Wisconsin Disease Rating | 35/35 |
| Grazing Tolerance | EX |
| Branch Root | Yes |





NEW

HYBRIFORCE-4400


Alforex
Seeds
by DLF


- High yielding hybrid alfalfa
- Increased harvest time flexibility
- Very dense, high quality stand

| | |
|-------------------|---|
| WINTER HARDINESS | 9 |
| REGROWTH | 9 |
| TRAFFIC TOLERANCE | 9 |

Agronomic Features

| | |
|--------------------------|-------|
| Fall Dormancy* | 4 |
| Wisconsin Disease Rating | 34/35 |
| Grazing Tolerance | VG |
| Branch Root | No |





Alfalfa

Recommended Seeding Rates

| | |
|---------------------|----------------|
| Alone (Pure Stand) | 18-22 lbs/Acre |
| In a Mix (Grasses) | 8-16 lbs/Acre |

Alfalfa

Recommended Planting Dates

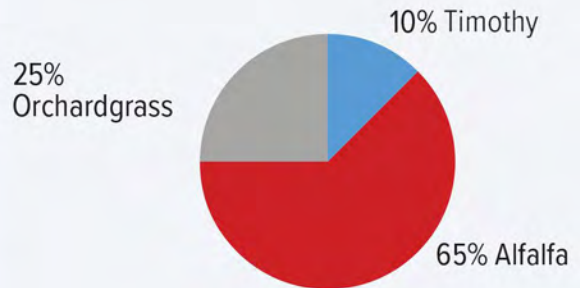
March 20 - May 20
August 15 - September 10





Features:

This ready to seed mix includes Alfalfa, Orchardgrass, and Timothy. The premium varieties in this mix are selected for a superior yielding, high quality dry hay or for haylage production. AlfaCut makes excellent horse and dairy quality hay.



Rate: 25 lbs/Acre



ProHarvest Premium Alfalfa:

- Deep rooted legume with outstanding drought tolerance and yield during the hotter part of summer.
- The long rotation Alfalfa selected for AlfaCut is durable, fine stemmed, high yielding variety with great persistence and deep green foliage.



PHQ Orchardgrass:

- High yielding, late maturing, great establishment
- Mix of superior varieties used for high quality hay and haylage



PHQ Timothy:

- High tonnage spring crop with great palatability
- Later maturing varieties used to provide for production beyond first cutting and have improved grazing tolerance.

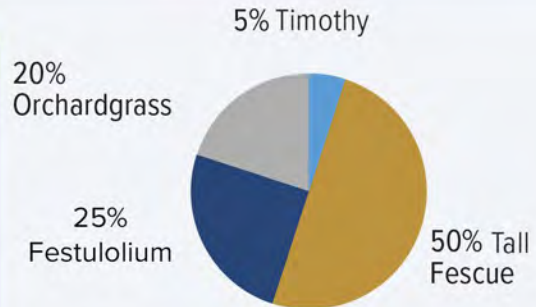


4Grass Hay Mix



Features:

4Grass Hay mix is an all grass hay mix designed with late maturing grasses reaching peak production in late spring to early summer. This provides growers with high quality and tonnage for hay production. Pair it with ProHarvest Alfalfa for exceptional quality.



4Grass is an ideal grass only mixture with high quality and tonnage.

Rate 30-40 lbs/Acre



PHQ Tall Fescue:

- Soft-leaf, late-maturing
- Yields equal to or greater than alfalfa
- High amounts of digestible fiber



Festulolium:

- Cross between fescue and ryegrass
- Palatable, winter hardy, very persistent
- Great for high traffic areas and bare spots in fields



PHQ Orchard Grass:

- High yielding, late maturing, great establishment
- Mix of superior varieties used for high quality hay and haylage



PHQ Timothy:

- High tonnage crop with great palatability
- Later maturing varieties used to provide for production beyond first cutting and have improved grazing tolerance

Rate for Pure Stand

Rate in a Mix

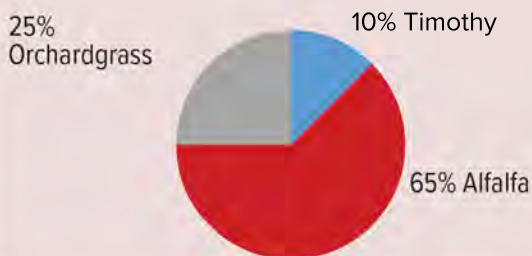
Persistence

Drought Toler

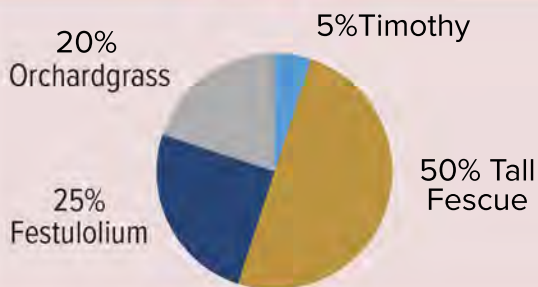
| | Rate for Pure Stand | Rate in a Mix | Persistence | Drought Toler |
|---------------------|---------------------|---------------|-------------|---------------|
| Alfalfa | 18-22 | 8-16 | E | E |
| Red Clover | 15-20 | 5-15 | VG | E |
| Orchard Grass | 15-20 | 4-8 | E | VG |
| Tall Fescue | 25-35 | 8-15 | E | E |
| Timothy | 10-15 | 3-6 | G | P |
| Perennial Ryegrass | 30-40 | 6-12 | G | P |
| Festulolium | 25-35 | 6-12 | VG | VG |
| Smooth Brome | 30-40 | 8-18 | E | VG |
| Italian Ryegrass | 35-45 | 6-12 | E | VG |
| White Clover | 2-5 | 1-4 | E | G |
| Forage Sorghum | 10 | NA | G | E |
| Sorghum Sudan Grass | 35-50 | NA | E | E |
| Hybrid Sudan Grass | 20-35 | NA | VG | E |
| Hybrid Pearl Millet | 20-35 | NA | G | VG |

Hay Mixes

AlfaCut



4Grass



E & FORAGE POSITIONING CHART

Winter Hardiness Palatability Yield Potential Grazing Tolerance Disease Resistance Management Level

| | | | | | |
|----|----|----|----|----|--------|
| E | E | E | VG | VG | HIGH |
| E | E | E | E | E | MEDIUM |
| VG | E | VG | VG | VG | LOW |
| E | VG | E | E | E | MEDIUM |
| E | E | G | VG | E | LOW |
| VG | E | VG | E | VG | LOW |
| E | E | E | E | E | LOW |
| VG | E | E | VG | VG | LOW |
| E | E | E | E | E | LOW |
| E | E | E | E | E | MEDIUM |
| NA | VG | E | G | VG | LOW |
| NA | E | E | E | E | MEDIUM |
| NA | E | VG | E | VG | MEDIUM |
| NA | G | G | E | VG | LOW |



Contact us to
develop your 365
Forage Strategy



EX = EXCELLENT - VG = VERY GOOD - G = GOOD - F = FAIR - P = POOR

Pasture Mixes

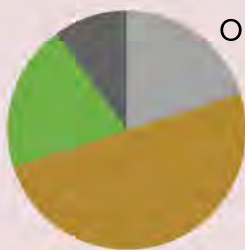
PowerGraz

10% Festulolium

20% Orchardgrass

20% Perennial Ryegrass

50% Tall Fescue



RapidGraz

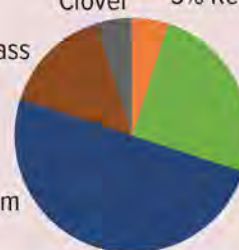
5% White Clover

5% Red Clover

15% Orchardgrass

25% Perennial Ryegrass

50% Festulolium





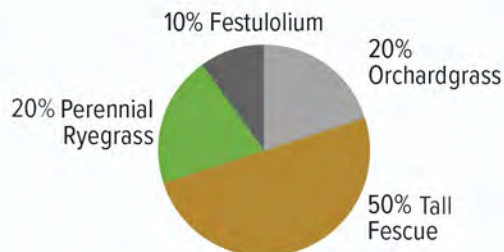
PowerGraz

Pasture Mix



Features:

PowerGraz is ideal for cattle, sheep, goat, llama, alpaca and horse pastures. PowerGraz can also be used for high-moisture cutting and hay production.



Rate 30-40 lbs/Acre



Festulolium:

- Cross between fescue and ryegrass
- Palatable, winter hardy, very persistent
- Great for high traffic areas and bare spots in fields



PHQ Tall Fescue:

- Soft-leaf, late-maturing
- Yields equal to or greater than alfalfa
- High amounts of digestible fiber



PHQ Orchard Grass:

- High yielding, late maturing, great establishment
- Mix of superior varieties used for high quality hay and haylage



PHQ Perennial Ryegrass:

- Most widely used cool season grass in the world.
- High in energy, good tonnage, very hardy varieties



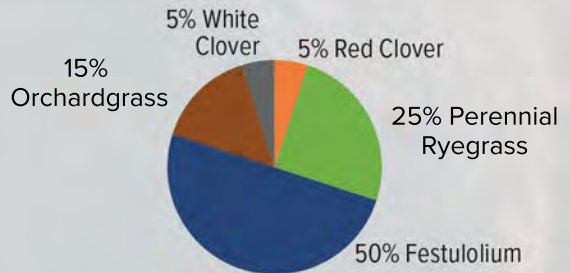
RapidGraz

Pasture Mix



Features:

This mix is a combination of Festulolium, Orchardgrass, Perennial Ryegrass, Red Clover, and White Clover. RapidGraz is a five ingredient blend designed for a fast, easy start. This is a short term 3 to 4 year pasture



RapidGraz is great choice for thickening existing pastures.

Rate: 30-40 lbs/Acre



Festulolium:

- Cross between fescue and ryegrass
- Palatable, winter hardy, very persistent
- Great for high traffic areas and bare spots in fields



PHQ Orchardgrass:

- High yielding, late maturing, great establishment
- Mix of superior varieties used for high quality hay and haylage



PHQ Perennial Ryegrass:

- Most widely used cool season grass in the world.
- High in energy, good tonnage, very hardy varieties



Clovers:

- Fix nitrogen and reduce your fertilizer costs
- New and improved varieties for more yield and improved persistence

Blaze Red Clover

- High yielding with excellent resistance
- Suitable for hay, grazing, cover crops and pollinators
- Improved disease resistance



Stamina White Clover

- Intermediate type selected for high forage yield and persistence under extreme grazing pressure
- Excellent persistence
- Aggressive growth pattern and stolon density



Red and White Clover Blend

- Mix of Blaze Red Clover and Stamina White Clover
- Adds diversity to your pasture, improving forage quality in pure grass stands
- Excellent for frost seeding





Summer Annuals

SP3905 BD BMR Forage Sorghum

- Brown mid-rib for improved digestibility, brachytic dwarf for decreased lodging
- Harvest in 85-95 days after emergence
- Excellent for silage
- Double crop silage option

SP4105 BMR Sorghum-Sudan Grass

- Photoperiod sensitive (headless) and BMR
- Dual purpose: silage or hay
- Extended harvest window
- Best for hay, haylage, and greenchop

Sordan 79 Sorghum-Sudan Grass

- Dependable summer forage
- Best for hay, haylage, and greenchop
- Good leaf-to-stem ratio
- Can be grazed also

SP7106 BMR Sudan Grass

- Photoperiod Sensitive - (Headless)
- Extended Harvest Window
- Best for Hay, Haylage & Grazing
- Tolerates High Cutting Frequencies

Millex 32 Pearl Millet

- 40-50 day first cut; 30 days for additional cutting
- No prussic acid concerns
- Improved leaf count and good yields
- Great for chopping, balage, grazing and superior dry baling
- Will not outyield sorghum products

Teff Grass

- 35-45 day first cut; 30 days for additional cuttings
- Excellent emergency crop
- Very fine stemmed; great for haylage and dry hay
- Can be used in existing hayfields to add 1.5 to 3 tons in one crop
- Extremely small seeds; establishment can be tricky

FORAGE³⁶⁵™

| Variety | BMR | Usage | Days To Maturity | Nutritive Value | Drought Tolerance | Lodging Resistance | Regrowth |
|---------------|-----|--------------------------|------------------|-----------------|-------------------|--------------------|----------|
| SP3905 BD BMR | Yes | Silage | 85-95 | 1 | 2 | 2 | 7 |
| SP4105 BMR | Yes | Silage, Haylage, Grazing | PS* | 1 | 3 | 4 | 2 |
| Sordan 79 | No | Silage, Haylage, Grazing | 50-65 | 2 | 3 | 4 | 2 |
| SP7106 BMR | Yes | Silage, Haylage, Grazing | PS* | 1 | 3 | 3 | 1 |
| Millex 32 | No | Silage, Haylage, Grazing | 50-62 | 3 | 1 | 3 | 3 |
| Teff Grass | No | Haylage, Hay | 35-45 | 3 | 3 | 6 | 2 |

Numerical Rating 1 to 9 (1 = Excellent, 5 = Average, 8 = Poor)

* Photoperiod Sensitive (Headless)

| | Bag Size | Seeding Rate | Comments |
|------------------------------|----------|--------------|---|
| Alfalfa | | | |
| ◆ Eldora III CT Alfalfa* | 50 lb. | 18-22 | Branch Root, Exceptional Yield, Exc Disease Rating |
| ◆ Eldora II CT Alfalfa* | 50 lb. | 18-22 | HR to Aphanomyces Race 2, high yield, branch rooted |
| ◆ Entree RL CT Alfalfa* | 50 lb. | 18-22 | Reduced lignin, high digestibility, longer harvest time |
| ◆ L-442RR CT Alfalfa* | 50 lb. | 18-22 | Round-Up tolerant, great for problem field, good yield |
| HopperNot Max CT Alfalfa* | 50 lb. | 18-22 | Leaf hopper resistance, fits medium to long rotations |
| HybriForce 4400 UCT Alfalfa* | 50 lb. | 18-22 | High Yielding hybrid, harvest flexibility, high quality |
| HybriForce 4420 Wet UCT* | 50 lb. | 18-22 | Branch rooted hybrid alfalfa, high traffic tolerance |
| ◆ 2200 UCT Alfalfa | 50 lb. | 18-22 | Economical blend, Uncoated |

Key CT-Coated Seed, UCT-Uncoated Seed

| | | | |
|-------------------------------|--------|-------|--|
| Clover | | | |
| ◆ Blaze Red Clover CT* | 50 lb. | 15-20 | High-yielding, excellent persistence, hay & grazing |
| ◆ Medium Red Clover UCT | 50 lb. | 15-20 | Short lived red clover |
| ◆ Ever Graze White Clover CT* | 50 lb. | 2-5 | Ladino, excellent heat tolerance, grazing persistence |
| ◆ Stamina White Clover CT* | 50 lb. | 2-5 | Intermediate with aggressive growth & large leaves, persistent |
| ◆ Frosty Berseem | 50 lb. | 15-20 | Late maturing, multi-cut annual clover, high nitrogen fixation |
| ◆ Alsike Clover | 50 lb. | 6-8 | Good for wet pastures |
| ◆ Yellow Blossom Sweet Clover | 50 lb. | 15-25 | Good for soil building |
| Mammoth Red Clover | 50 lb. | 15-20 | Good for soil building |
| Red & White Clover Mix | 25 lb. | 6-10 | 70% Blaze Red, 30% Stamina White |

| | | | |
|----------------------|--------|------|---|
| Orchard Grass | | | |
| ◆ PHQ Orchard Grass* | 25 lb. | 5-20 | Late maturing, high quality, leafy, disease resistant |

| | | | |
|--------------------|--------|-------|--|
| Tall Fescue | | | |
| ◆ PHQ Tall Fescue* | 25 lb. | 25-35 | A blend of soft leaf, palatable fescues, hay & graze |

| | | | |
|----------------|--------|-------|--|
| Timothy | | | |
| ◆ PHQ Timothy* | 50 lb. | 10-15 | Late maturing, high yielding, hay & graze type |

| | | | |
|---------------------------|--------|-------|---|
| Perennial Ryegrass | | | |
| ◆ BG-24T Per Ryegrass* | 50 lb. | 30-40 | Excels in quality, palatability, tetra & di-ploid blend |

| | | | |
|------------------------|--------|-------|--|
| Festulolium | | | |
| ◆ Hostyn Festulolium* | 50 lb. | 25-35 | Medium-maturing, ryegrass type, excellent yield |
| ◆ Fojitan Festulolium* | 50 lb. | 25-35 | Med-late maturity, tall fescue type, high feed value |

| | | | |
|----------------------------------|--------|-------|---|
| Other | | | |
| ◆ Green Spirit Italian Ryegrass* | 50 lb. | 35-45 | Italian Rye blend, high yields, great overall performance |
| ◆ Centurion Annual Ryegrass | 50 lb. | 35-45 | High feed value, outstanding winter-hardiness |
| ◆ Smooth Brome | 50 lb. | 30-40 | Dependable, best for waterway seeding |
| ◆ Palaton Reed Canary grass | 50 lb. | 12-18 | Very wet & drought tolerant, low alkaloid |
| Waterway Mix | 25 lb. | 35-50 | 65%TF, 15%T, 15%PRG, 5%ARG |
| ◆ Birdsfoot Trefoil | 50 lb. | 6-8 | Late maturing legume, works well on low ph & wet soils |
| ◆ Chicory | 50 lb. | 2-5 | Deep tap root, breaks up hard pans, high value feed |

◆ Available on a per pound basis, may be subject to split-bag charge

January 1, 2024

◆ **Special Order Item No Returns or Cancellations and may incur additional shipping charges**

| | Bag Size | Price | Per | Seeding Rate | Seed Alone or with a Legume |
|--|-------------|-------|-----|-----------------|--|
| Hay & Pasture Mixes | | | | | |
| AlfaCut Hay Mix* | 25 lb. | | | 25 | 65% ALF, 25% OG, 10% T |
| 4Grass Hay Mix* | 25 lb. | | | 30-40 | 50% TF, 25% FTM, 20% OG, 5% T |
| RapidGraz Pasture Mix* | 25 lb. | | | 30-40 | 50% FTM, 25% PRG, 15% OG, 5% WC, 5% RC |
| PowerGraz Pasture Mix* | 25 lb. | | | 30-40 | 50% TF, 20% PRG, 20% OG, 10% FTM |
| ALF-Alfalfa, PRG-Perennial Rye Grass, OG-Orchard Grass, TF-Tall Fescue, IRG Italian RyeGrass T-Timothy, RC-Red Clover, WC-White Clover, FTM-Festulolium | | | | | |

| | | | | | |
|-----------------------------|--------|--|--|-------|--|
| Summer Annuals | | | | | |
| SP3905 BD/BMR Forage Sorgh. | 50 lb. | | | 10 | Brachyatic dwarf, BMR, Safened, Excellent silage |
| Sordan HL Sorghum X Sudan | 50 lb. | | | 40-50 | Conv., Good Leaf-to-Stem ratio, Hay, haylage, or chop |
| SP4105 BMR Sorghum x Sudan | 50 lb. | | | 40-50 | BMR, PS (headless) longer harvest window-multicut |
| SP7106 BMR Sudangrass | 50 lb. | | | 20-30 | BMR, PS (headless) Hay, Haylage, Grazing-multicut |
| Millex 32 Pearl Millet | 50 lb. | | | 20-30 | Forage type pearl millet, graze or hay, no prussic acid threat |
| Teff Grass, Moxie | 50 lb. | | | 6-12 | Forage type, great tonnage and quality combination |

| | | | | | |
|-----------------------------|--------|--|--|-------|--|
| Cover Crops | | | | | |
| AwakeN Blend | 50 lb. | | | 30-50 | 8 way mix of Cover Crop seeds |
| Bonus Blend | 50 lb. | | | 30-40 | 70% Winter Rye, 20 % Fall Barley, 5% Radishes, 5% Rape |
| Land & Livestock | 50 lb. | | | 40-50 | 92% Winter Rye, 8% Radish |
| Quick Cover Blend | 50 lb. | | | 25-35 | 85% Oats, 15% Cover Crop Radish |
| N-Fix Blend | 50 lb. | | | 11-17 | 20% Radish, 50% Crimson Clover, 30% Balansa Clover |
| Secure Blend | 50 lb. | | | 15-18 | 80% Annual RyeGrass, 20% Cover Crop Radish |
| reCLAIM Radishes | 50 lb. | | | 6-10 | Deep tuber & taproot, excellent nutrient retention |
| Centurion Annual Ryegrass | 50 lb. | | | 12-15 | A winter hardy variety with good roots |
| reSTORE Winter Rye (Cereal) | 56 lb. | | | 45-84 | Premium Cleaned Seed, higher purity |
| Winter Rye (Cereal) | 56 lb. | | | 45-84 | Cover crop & spring grazing |
| Triticale | 48 lb. | | | 45-84 | Cross of wheat & rye for forage and cover crop |
| Barley | 48 lb. | | | 50-75 | Excellent for forage & grain |
| Hairy Vetch (Inoc) | 50 lb. | | | 15-20 | Good top growth, high nitrogen fixation |
| Buckwheat | 50 lb. | | | 30 | Good for cover crops or as a green manure |
| Balansa Clover | 50 lb. | | | 6-10 | Annual legume, manage like Crimson |
| Crimson Clover | 50 lb. | | | 15-20 | Annual clover, good for cover crop, organic matter |

| | | | | | |
|-------------------------|--------|--|--|------|--|
| Brassicas | | | | | |
| Barkant Turnips | 25 lb. | | | 4-5 | High leaf & tankard bulb shaped variety |
| Purple Top Turnips | 50 lb. | | | 4-5 | Excellent for grazing, high protein |
| Dwarf Essex Rapeseed | 50 lb. | | | 4-5 | Turnip like top with no bulb, multiple grazing ability |
| Winfred Forage Brassica | 55 lb. | | | 4-5 | Turnip like top with no bulb, lives until -5 degrees F |
| Brassica Mix | 50 lb. | | | 5-10 | 50% Radish, 25% Turnip, 25% Rape |

| | | | | | |
|----------------------|--------|--|--|-------|---|
| Miscellaneous | | | | | |
| Winter Peas | 50 lb. | | | 50-70 | Forage & Cover Crop Peas |
| Cowpeas | 50 lb. | | | 50-70 | Drought tolerant, good source of N |
| Spring Oats | 48 lb. | | | 50-70 | Shelby 427, Reins |
| Oats & Peas | 50 lb. | | | 100 | Early spring growth, good hay and grazing |

Increase Cover Crop seeding rates by 25% for Aerial or Broadcast Seeding
Increase seeding rates of Cover Crops by 50% if Grazing

Effective
January 1, 2024



2737 N 700 E Road
Ashkum, IL 60911

www.proharvestseeds.com | 866.807.7015



FORAGE³